

# UNAMI

## 8<sup>th</sup> Grade PSSA ASSESSMENTS

### WHEN?

#### **ELA**

April 4, 5, 6, 7  
Tuesday-Friday  
(One Section each day)




#### **Math**

April 24 (1 section) and  
25 (2 sections)  
Tuesday-Wednesday

#### **Science**

April 26 (2 sections)  
Tuesday



# NEED TO KNOW

- Your testing room assignment
- Testing/class schedule
- Why the PSSA is important to you
- Testing Code of Conduct
- Simple things you can do to prepare
- What to bring to the test

# Testing Rooms

- Adams (314)
- Canfield (212)
- A. Clifford (316)
- Fischer (235)
- Haag (238)
- Hosler (234)
- Johnstone (214)
- Keller (319)
- Lindh (311)
- Mendoza (216)
- Musoleno/Kotzen (229)
- Pagano (325)
- Smola (211)
- Spera (242)
- Upton (324)



# ELA

## SCHEDULE FOR TESTING DAYS

### 3 hour test schedule – 1 test (ELA) - April 4

GRADE 7		GRADE 8		GRADE 9	
ELA Test #1 (Writing incl. 1 TDA)	7:30 – 10:31	ELA Test #1 (Writing incl. 1 TDA)	7:30 – 10:31	HR	7:30 – 7:39
				Period 1	7:42 – 8:33
				Period 2	8:36 – 9:32
				Period 3	9:35 – 10:31
LUNCH	10:31 – 11:01	Period 4	10:34-11:30	Period 4	10:34-11:30
Period 4	11:04-12:00	Period 5	11:33 – 12:29	LUNCH	11:30 – 12:00
Period 5	12:03 – 12:59	LUNCH	12:29 – 12:59	Period 5	12:03 – 12:59
Period 6	1:02 – 1:58	Period 6	1:02 – 1:58	Period 6	1:02 – 1:58
RESOURCE	2:00 – 2:30	RESOURCE	2:00 – 2:30	RESOURCE	2:00 – 2:30

### 2 hour test schedule – 1 test (ELA) - April 5

GRADE 7		GRADE 8		GRADE 9	
ELA Test #4 (Reading)	7:30 – 9:32	ELA Test #4 (Reading)	7:30 – 9:32	HR	7:30 – 7:39
				Period 6	7:42 – 8:33
				Period 5	8:36 – 9:32
Period 4 (run over time, if necessary)	9:36 – 10:31	Period 4 (run over time, if necessary)	9:35 – 10:31	Period 4	9:35 – 10:31
Period 3	10:34-11:30	Period 3	10:34-11:30	LUNCH	10:31-11:01
LUNCH	11:30-12:00	Period 2	11:33 – 12:29	Period 3	11:04-12:00
Period 2	12:03 – 12:59	LUNCH	12:29 – 12:59	Period 2	12:03 – 12:59
Period 1	1:02 – 1:58	Period 1	1:02 – 1:58	Period 1	1:02 – 1:58
RESOURCE	2:00 – 2:30	RESOURCE	2:00 – 2:30	RESOURCE	2:00 – 2:30

# ELA

## SCHEDULE FOR TESTING DAYS

### 3 hour test schedule – 1 test (ELA) - April 6

GRADE 7		GRADE 8		GRADE 9	
ELA Test #3 (Reading incl. 1 TDA)	7:30 – 10:31	ELA Test #3 (Reading incl. 1 TDA)	7:30 – 10:31	HR	7:30 – 7:39
				Period 1	7:42 – 8:33
				Period 2	8:36 – 9:32
				Period 3	9:35 – 10:31
LUNCH	10:31 – 11:01	Period 4	10:34-11:30	Period 4	10:34-11:30
Period 4	11:04-12:00	Period 5	11:33 – 12:29	LUNCH	11:30 – 12:00
Period 5	12:03 – 12:59	LUNCH	12:29 – 12:59	Period 5	12:03 – 12:59
Period 6	1:02 – 1:58	Period 6	1:02 – 1:58	Period 6	1:02 – 1:58
RESOURCE	2:00 – 2:30	RESOURCE	2:00 – 2:30	RESOURCE	2:00 – 2:30

### 2 hour test schedule – 1 test (ELA) - April 7

GRADE 7		GRADE 8		GRADE 9	
ELA Test #4 (Reading incl. 1 TDA)	7:30 – 9:32	ELA Test #4 (Reading incl. 1 TDA)	7:30 – 9:32	HR	7:30 – 7:39
				Period 6	7:42 – 8:33
				Period 5	8:36 – 9:32
Period 4 (runover time, if necessary)	9:36 – 10:31	Period 4 (runover time, if necessary)	9:35 – 10:31	Period 4	9:35 – 10:31
Period 3	10:34-11:30	Period 3	10:34-11:30	LUNCH	10:31-11:01
LUNCH	11:30-12:00	Period 2	11:33 – 12:29	Period 3	11:04-12:00
Period 2	12:03 – 12:59	LUNCH	12:29 – 12:59	Period 2	12:03 – 12:59
Period 1	1:02 – 1:58	Period 1	1:02 – 1:58	Period 1	1:02 – 1:58
RESOURCE	2:00 – 2:30	RESOURCE	2:00 – 2:30	RESOURCE	2:00 – 2:30

# MATH

## SCHEDULE FOR TESTING DAYS

### 2 hour test schedule – 1 test (Math) - April 25

GRADE 7		GRADE 8		GRADE 9	
Math Test #1 (incl. 2 OE)	7:30 – 10:31	Math Test #1 (incl. 2 OE)	7:30 – 10:31	HR	7:30 – 7:39
				Period 1	7:42 – 8:33
				Period 2	8:36 – 9:32
				Period 3	9:35 – 10:31
LUNCH	10:31 – 11:01	Period 4	10:34-11:30	Period 4	10:34-11:30
Period 4	11:04-12:00	Period 5	11:33 – 12:29	LUNCH	11:30 – 12:00
Period 5	12:03 – 12:59	LUNCH	12:29 – 12:59	Period 5	12:03 – 12:59
Period 6	1:02 – 1:58	Period 6	1:02 – 1:58	Period 6	1:02 – 1:58
RESOURCE	2:00 – 2:30	RESOURCE	2:00 – 2:30	RESOURCE	2:00 – 2:30

### 4 hour test schedule – 2 tests (Math) - April 26

GRADE 7		GRADE 8		GRADE 9	
Math Test #2 (incl. 1 OE)	7:30 – 9:30	Math Test #2 (incl. 1 OE)	7:30 – 9:30	HR	7:30 – 7:39
				Period 6	7:42 – 8:33
Break	9:30-9:50	Break	9:30-9:50	Period 5	8:36 – 9:32
Math Test #3 (incl. 1 OE)	9:50-11:30	Math Test #3 (incl. 1 OE)	9:50-11:30	Period 4	9:35 – 10:31
				LUNCH	10:31 – 11:01
LUNCH	11:30 – 12:00	Period 2 (Team Activities)/Specials	11:33 – 12:29	Period 3	11:04 – 12:00
Period 2 (Team Activities)	12:03 – 12:59	LUNCH	12:29 – 12:59	Period 2	12:03 – 12:59
Period 1 (Team Activities)	1:02 – 1:58	Period 1 (Team Activities) Specials	1:02 – 1:58	Period 1	1:02 – 1:58
RESOURCE	2:00 – 2:30	RESOURCE	2:00 – 2:30	RESOURCE	2:00 – 2:30




# SCIENCE SCHEDULE FOR TESTING DAYS

4 hour test schedule – 2 tests (Science – 8<sup>th</sup> Grade Only) - May 2

GRADE 7		GRADE 8		GRADE 9	
<b>HR</b>	7:30 – 7:39	<b>Science Test #1</b>	7:30 – 9:30	<b>HR</b>	7:30 – 7:37
<b>Period 6</b>	7:42 – 8:33			<b>Period 6</b>	7:40 – 8:35
<b>Period 5</b>	8:36 – 9:32	<b>Break</b>	9:20-9:50	<b>Period 5</b>	8:38 – 9:33
<b>Period 4</b>	9:35 – 10:31	<b>Science Test #2</b>	9:50-11:30	<b>Period 4</b>	9:36 – 10:31
<b>Period 3</b>	10:34 – 11:30			<b>LUNCH</b>	10:31 – 11:01
<b>LUNCH</b>	11:30 – 12:00	<b>Period 2 (Team Activities)/Specials</b>	11:33-12:29	<b>Period 3</b>	11:04 – 12:00
<b>Period 2 (Team Activities)</b>	12:03 – 12:59	<b>LUNCH</b>	12:29 – 12:59	<b>Period 2</b>	12:03 – 12:59
<b>Period 1 (Team Activities)</b>	1:02 – 1:58	<b>Period 1 (Team Activities)/Specials</b>	1:02-1:58	<b>Period 1</b>	1:02 – 1:58
<b>RESOURCE</b>	2:00 – 2:30	<b>RESOURCE</b>	2:00 – 2:30	<b>RESOURCE</b>	2:00 – 2:30

# DO YOUR BEST WORK—IT IS IMPORTANT!



- Part of your academic record
- Considered along with grades and teacher recommendation when determining course placement.



# CODE OF CONDUCT

- Do not bring notes with you to the test.
- Keep your eyes on your own test.
- Do not bring any electronic devices (cell phones, ipad, etc.) ...other than approved calculator, if applicable to the test (any electronic devices brought to the testing room will need to be turned off and collected)
- Do not share a calculator with others.
- Do not use the bubbles in the answer booklet to eliminate possible incorrect answers or possible correct answers. **MARK ONLY THE BUBBLE FOR THE ONE CORRECT ANSWER YOU HAVE CHOSEN.**
- Do not talk with others about questions on the test during or after the test.
- Do not take notes about the test to share with others.




# PSSA POWER-UP

○ Get a good night's sleep




○ Bring Healthy Snack & Water




○ Eat a good/nutritious breakfast

○ Be focused and do your best!



- Take your time (the test is not timed, and extended time is available)
- Check your work
- Make sure you are working in the right section
- Write rough drafts (outline, organize)



- Use scratch paper
- Multiple choice
  1. Math – use estimation skills
  2. Eliminate choices
  3. Use context clues
  4. Once your have exhausted options 1-3, take a guess (do not leave an answer blank!)
- Answer all questions
- You may ask your proctor for short portions of any non-reading section of the to be read aloud to you for clarification purposes

# OTHER PSSA PROTOCOLS



- Listen to, read, and follow all directions given
- Ask questions if you do understand the directions
- Read each question carefully, especially open-ended items and writing prompts, before responding.
- When “bubbling” answers, do not skip spaces; fill in the “bubble” completely
- Make sure you have completed all test items before closing your test booklet
- Report any suspected cheating to your teacher or principal

# What to Bring....

- Calculator (memory must be cleared)



- Pencils (#2)



- Snacks/water for break



- SSR book (cannot be electronic)





# OTHER DETAILS

## ○ Bathroom Usage

- Must use the open bathroom nearest your testing room
- You need to sign out (and back in) and submit your test booklet and answer key to your proctor when leaving to use the bathroom

## ○ Noise Level

- Talking is not permitted
- If you finish before time is us up, reading or sitting quietly are your only options







**You are prepared!  
Unami Students Score  
in the Top 5% of the State!**

